

# CHRISTMAS LIGHT SAFETY CHECKLIST:

## *Illuminate Your Holidays Safely*

As the holiday season approaches, it's time to deck the halls and light up our homes with festive cheer. But before you plug in those twinkling lights, let's ensure your celebrations are as safe as they are merry. Follow this comprehensive checklist to keep your home, family, and pets protected during this joyous time.

### **Indoor Light Safety**

- Inspect all light strings before use:
  - Look for frayed wires, bare spots, or cracked insulation
  - Check for loose connections and damaged sockets
  - Discard any damaged sets
- Use only indoor-rated lights for interior decorations
- Never overload electrical outlets:
  - Use no more than three standard-size sets of lights per extension cord
  - Calculate your electrical load to avoid circuit overload
- Turn off all lights when going to bed or leaving the house
- Keep lights away from flammable materials like curtains and carpets



### **Outdoor Decoration Safety**

- Use outdoor-rated lights and decorations only
- Secure all decorations to prevent wind damage:
  - Use insulated staples or hooks to hang light strings
  - Never use nails or tacks which can damage wiring
- Ladder safety:
  - Always have a spotter when using a ladder
  - Ensure the ladder is on stable, level ground
  - Keep 3 points of contact with the ladder at all times
- Check weather forecasts before decorating outdoors



### **Electrical Safety**

- Never connect different types of lights on the same circuit
- Avoid overloading circuits:
  - Distribute lights across multiple circuits
  - Use a power strip with built-in circuit breaker
- Inspect extension cords for damage before use
- Keep electrical connections off the ground and away from water
- Replace blown fuses with the correct amperage

## Fire Prevention

- Choose a fresh Christmas tree with green needles that don't fall off easily
- Water your tree daily to prevent it from drying out
- Keep heat sources away from your tree and decorations:
  - Maintain at least 3 feet distance from fireplaces, radiators, and space heaters
- Use flameless candles whenever possible
- Check smoke alarms and ensure they're working properly



## Pet-Related Hazards

- Keep wires and batteries out of reach of curious pets
- Avoid using tinsel which can be harmful if ingested
- Secure your Christmas tree to prevent it from tipping over
- Choose pet-safe plants for holiday decorations
- Create a safe space for pets away from decorations

## General Holiday Safety

- Use timer controls for lights to ensure they're not left on continuously
- Store decorations safely after use:
  - Wrap lights around a piece of cardboard to prevent tangling
  - Store in a dry, cool place to prevent damage
- Educate family members about safety practices
- Have an emergency plan in case of fire or electrical issues
- Keep a fire extinguisher easily accessible





**Remember, a safe holiday is a happy holiday. By following this checklist, you're not just protecting your property, but ensuring that your loved ones can enjoy the festive season worry-free.**


**Stay safe, and may your holidays be merry, bright, and incident-free!**

**GET IN TOUCH TODAY!**



 4 Langford Court, Langford Bridge Farm,  
Ongar Road, Brentwood, Essex, CM15 0LB

 01277 361 460

 [enquiries@cbservicesgroup.co.uk](mailto:enquiries@cbservicesgroup.co.uk)

